

# Guru & JomSocial Integration

## Documentation



For more information visit

[www.jomsocial.com](http://www.jomsocial.com)

[guru.ijoomla.com](http://guru.ijoomla.com)

[Introduction](#)

## Installation

[3 profile plugins, 1 stream plugin](#)

[Enabling the plugins on the backend](#)

[There are 2 options to display JomSocial plugins on the profile:](#)

[You can choose the position of the plugin on the profile:](#)

[How members can add a plugin to their profile](#)

## Plugins - Settings

[Guru Courses I teach plugin](#)

[Backend](#)

[Frontend](#)

[Guru Courses I take plugin](#)

[Backend](#)

[Frontend](#)

[Guru My Certificates plugin](#)

[Backend](#)

[Frontend](#)

[Guru Student Activity plugin](#)

[Backend](#)

[Frontend](#)

[Got questions about this integration?](#)

# Introduction

In this tutorial you will learn how Guru and JomSocial integration using the 4 available plugins:

- Guru Courses I teach
- Guru Courses I take
- Guru My Certificates
- Guru Student Activity



plg\_jomsocial\_gurucourse  
take\_1.0.0[24.03.2014].zip



plg\_jomsocial\_gurucourse  
take\_1.0.0[24.03.2014].zip



plg\_jomsocial\_gurumy  
certificates\_1.0.0[24.03.2014].zip



plg\_jomsocial\_gurustudent  
activity\_1.0.0[24.03.2014].zip

For the integration to take place you must have both Guru and JomSocial already installed.

# Installation

Installation of the plugins as simple as installing any other extension for [Joomla!](#)

1. Login to the backend of your website.
2. Navigate to: Extensions > Extension Manager
3. Click on the "Upload Package File" tab, if it's not already active
4. Click "Choose File" button
5. Pick the file you wish to install and click 'Open'.
6. Click 'Upload & Install' and you're done.
7. Repeat with the rest of the plugins

/administrator/index.php?option=com\_installer

Menus ▾ Content ▾ Components ▾ Extensions ▾ Help ▾

## Manager: Install

Upload Package File   Install from Directory   Install from URL

### Upload & Install Joomla Extension

Extension package file

Choose File   No file chosen

Upload & Install

/administrator/index.php?option=com\_installer

Menus ▾ Cor...   Guru-JS Plugins

## Manager: Install

Upload Package File

### Upload & Install Joomla Extension

Extension package file

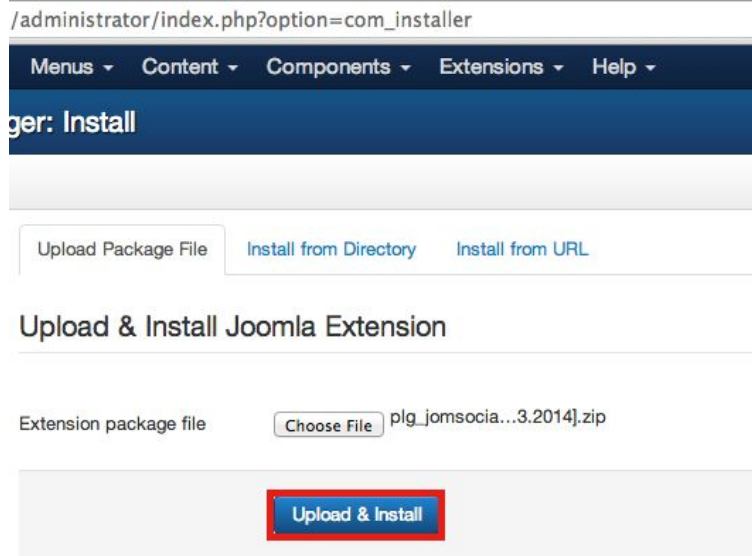
ZIP   ZIP   ZIP

plg\_jomsocial\_guru  
courseta...014}.zip   plg\_jomsocial\_guru  
coursete...014}.zip   plg\_jomsocial\_guru  
mycertifi...014}.zip

ZIP

plg\_jomsocial\_guru  
studenta...014}.zip

Cancel   Open



### 3 profile plugins, 1 stream plugin

3 of the plugins are ones that can be displayed right on the profile page of your members:

- Courses I teach
- Courses I take
- My Certificates

The last one allows you to show activity stream items based on student activity:

- Guru Student Activity



**demo**

About Me 18 Photos 14 Videos 3 Groups 0 Events 2 Friends


Share 0 Like 19 Views Options

Say what is on your mind...

Status Photo Video Event Custom

demo shared Sarah Parker's  
Public  
Sharing status posts is easy!  
Like Comment Report


demo  
Public 5 days ago  
Fetching URLs and videos is easy... [www.youtube.com/...](http://www.youtube.com/)



**Dream Job @ a Dream Location - Work for JomSocial in Bali!**  
<http://www.jomsocial.com/jobs>  
JomSocial is hiring and the job is in Bali! To apply to any of the jobs mentioned in this video, please fill out the...  
— WWW.YOUTUBE.COM/WATCHV-M-TM4NKS5

Like Comment Report


demo added a new event  
5 days ago



**My birthday**  
Wed March 3, 2014 11:00 pm  
My place!

Like Report

demo uploaded a video.  
Public





**JomSocial - Team, Vision, Methodology**  
JomSocial is a cutting edge social networking software for Joomla! In this short video you will be able to learn a little more about this project...

Sharing videos is also super easy...I can also edit the video title and description...

Like Comment Report

demo shared 5 photos in the demo's Photos album  
Public 5 days ago  
Beautiful Bali...

Like Comment Report

demo  
Public 5 days ago

**Text Ads Inside JomSocial Profile**

**Turn your knowledge into dollars!**  
Create an online course, university or school and make money while you sleep!

**Save 95% Of Your Time Doing SEO!**  
Don't waste your time taking the wrong actions with the wrong tools! Get more FREE traffic!

**Courses I take**

**Guru**  
2 Students  
This course will take you step-by-step through the...

**Joomla SEO**  
1 Student  
Joomla SEO is the leading Joomla extension for SE...

**7 Joomla SEO Mistakes You Can't Afford To Make**  
1 Student  
There are 7 Joomla SEO mistakes that most people m...

**Camtasia Studio 7**  
1 Student  
Camtasia Studio and Camtasia for Mac are screen vi...

**Joomla SEO en Español**  
1 Student  
Aprende a usar Joomla SEO si quieres aparecer ent...

**Joomla SEO 101 Online Mastery**  
1 Student  
Are You Too Busy to Learn SEO? You don't really...

[View all courses I take \(6\)](#)

**I teach**

**Joomla SEO**  
1 Student  
Joomla SEO is the leading Joomla extension for SEO and now you can learn everything you need to know about how to use this extension here.

[View all courses I teach \(1\)](#)

**My Certificates**

**Joomla SEO 101 Online Mastery**

**Joomla SEO en Español**

**7 Joomla SEO Mistakes You Can't Afford To Make**

[View all my certificates \(3\)](#)

## Enabling the plugins on the backend

The first thing you'd need to do is to enable those plugins on the backend. They are disabled by default.

1. Go to extensions->Plugin Manager
2. Enter the the name of each plugin to find it
3. Check the box next to each plugin you find
4. Click the Enable button on top to enable it

## There are 2 options to display JomSocial plugins on the profile:

1. Show the plugin to **all members**, by default (Core Application)

In order to show the plugin on ALL members' profiles, select YES on the "Core Application" field on the plugin settings.

2. Let the **members add the plugin** to their profile if they choose to

In order to allow members to choose whether they want to add this plugin to their profile, select NO on the "Core Application" field on the plugin settings.

Plugin title	Courses I take
Core Application	Yes
Position	Sidebar top

**You can choose the position of the plugin on the profile:**

Position

Sidebar top

Main content

Sidebar top

Sidebar bottom

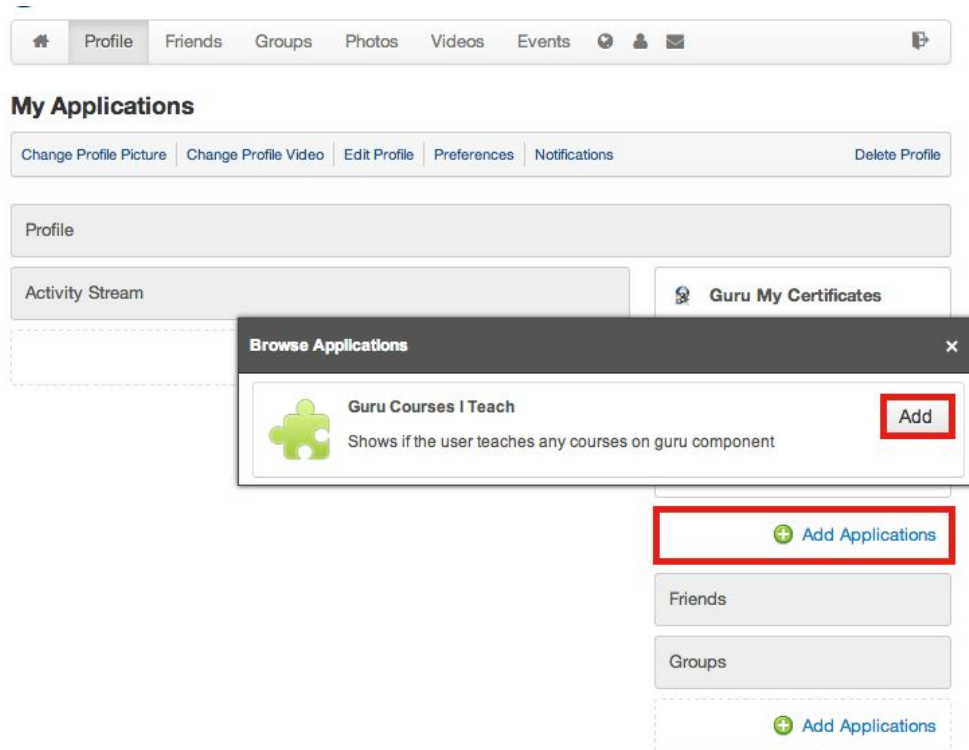
words

Course title length

### **How members can add a plugin to their profile**

1. On JomSocial toolbar they should click on "Profile" and then;
2. Customize My Page.
3. Click on 'Add Applications'
4. Click 'Add' next to the application they'd like to add





**Now that we covered the basics, we can discuss each plugin.**

## Plugins - Settings

### Guru Courses I teach plugin

This plugin is shown on a profile of a Guru Teacher in JomSocial and displays the list of courses with titles, thumbnails, description of the course.

### Backend

On the backend of the plugin Site Administrator can decide:

- Plugin title to show on frontend
- Is it a Core Application that will be always shown on everybody's profile page.

- Course title length
- Amount of courses to show
- Show course thumbnail
- Thumbnail size
- Show amount of students
- Whether to show course description
- Course description length

The changes are global and end users do not have control over those settings on the frontend. See the screenshot on the right.

## Frontend


Below you can see the example of what it looks like on the frontend in a teacher's profile page.

### I teach

---

**iJoomla SEO**


 534 Students




iJoomla SEO is the leading Joomla extension for SEO and now you can learn everything you need to know about how to use this extension here.

---

**7 Joomla SEO Mistakes You Can't Afford To Make**

 4422 Students



There are 7 Joomla SEO mistakes that most people m...

---

[View all courses I teach \(2\)](#)

## **Guru Courses I take plugin**

This plugin is shown on a profile of a Guru Student in JomSocial and displays a list of courses which the student has enrolled in.

### **Backend**

On the backend of the plugin Site Administrator can decide:

- Plugin title to show on frontend
- Is it a Core Application that will be always shown on everybody's profile page.
- Course title length
- Amount of courses to show
- Show course thumbnail
- Thumbnail size
- Show amount of students

- Whether to show course description
- Course description length

The changes are global and end users do not have control over those settings on the frontend. See the screenshot on the right.

## Frontend

On the right you can see the example of what it looks like on the frontend in a Student's profile page.

### Courses I take

---

**Guru**

 265 Students

 This course will take you step-by-step through the...

---

**iJoomla SEO**

 5321 Students

 iJoomla SEO is the leading Joomla extension for SE...

---

**Joomla SEO 101 Online Mastery**

 712 Students

 Are You Too Busy to Learn SEO? You don't really...

---

[View all courses I take \(3\)](#)

## Guru My Certificates plugin

This plugin is shown on a profile of a Guru Student in JomSocial and displays a list of certificates the Student has got.

### Backend

On the backend of the plugin Site Administrator can decide:

- Plugin title to show on frontend
- Is it a Core Application that will be always shown on everybody's profile page.
- Course title length
- Amount of Certificates
- Whether to show Certificate's thumb

### Guru My Certificates

community / gurumycertificates

Shows if the student gets certificate with Guru component

Plugin title	<input type="text" value="My Certificates"/>
Core Application	<input type="text" value="No"/>
Position	<input type="text" value="Main content"/>
Course title length	<input type="text" value="50"/>
	<input type="text" value="Words"/>
Amount of Certificates	<input type="text" value="10"/>
Show thumb	<input checked="" type="radio"/> Yes <input type="radio"/> No

The changes are global and end users do not have control over those settings on the frontend. See the screenshot on the right.

## Frontend

On the right you can see the example of what it looks like on the frontend in a Student's profile page.



## Guru Student Activity plugin

The plugin is responsible for generating activities on JomSocial stream. The list of which you can see below. The purpose of the plugin is to add more social aspect to learning and show in a community when someone finished a course or whether

## Backend

On the backend of the plugin Site Administrator can decide which notifications should be generated on the JomSocial Activity Stream:

- Enroll notification
- Enable certificate notification
- Finished course notification
- Passed quiz notification

### Guru Student Activity

system / gurustudentactivity

Automatically adds into the activity when the student has actions on guru courses

Enable enroll notification	<input checked="" type="checkbox"/> Yes	<input type="checkbox"/> No
Enable certificate notification	<input checked="" type="checkbox"/> Yes	<input type="checkbox"/> No
Enable finished course notification	<input checked="" type="checkbox"/> Yes	<input type="checkbox"/> No
Enable passed quiz notification	<input checked="" type="checkbox"/> Yes	<input type="checkbox"/> No
Enable passed final exam notification	<input checked="" type="checkbox"/> Yes	<input type="checkbox"/> No

- Passed final exam notification

The changes are global and end users do not have control over those settings on the frontend. See the screenshot on the right.

## Frontend

Below you can see some sample activities generated on the stream:



**Sinisa Krisan** has enrolled in course [Advanced robotics and how to send your robot into space.](#) ⚙️

👍 Like   ➦ Share   ⚠️ Report



**Eric Tracz** has finished course [How to operate heavy machinery in outerspace.](#) ⚙️

👍 Like   ➦ Share   ⚠️ Report



**Fluffy Fluff** has received certificate for course [How to be more human and less fluffy.](#) ⚙️

👍 Like   ➦ Share   ⚠️ Report

## Got questions about this integration?

[Visit our forum](#), one of our support technicians will be happy to assist you.

**For more information visit**

[www.jomsocial.com](http://www.jomsocial.com)

[guru.ijoomla.com](http://guru.ijoomla.com)